


# TEBO SILVER ROOF

FT TEBO SILVER ROOF - REF 26-V2-GB - Cancels and supersedes any previous versions



TEBO SILVER ROOF III/III is a tongue-and-groove roofing construction-grade plywood panel made from Silver Fir. It is specifically designed for use as a roof decking panel in both traditional construction and timber frame building systems.


TEBO SILVER ROOF III/III is available in a variety of standard sizes and thicknesses.



## DESCRIPTION

**Base board:** Silver Fir throughout Plywood (*Abies alba*)

**Faces** (IAW EN 635-3): III / III



**Finishing:** sanded 2 sides

**Edge machining:** with tongue & groove

**Average density** (IAW EN 323): 510 kg/m<sup>3</sup> (+/- 10%)

**Bonding** (IAW EN 314-2): class 3 / IAW DIN 68705-3 : BFU 100

**Service** (IAW EN 636): class 2 (humid conditions) · Flooring and roofing IAW EN 12871

**Formaldehyde release classification:** E1 IAW EN 717-1 · REACH 2023/1464 compliant

**Content of Pentachlorophenol** (IAW EN 13986): PCP ≈ 0 ppm


## SIZES, NUMBER OF PLYS & PACKAGING

Thicknesses (mm)	Number of plies	Sizes (mm)	Packing	
			1235 mm	610 mm
12	(5)	2485 x 610 / 1235 (T&G4)	50	100
15	(5)		40	80
18	(7)		34	68
21	(7)	2500 x 610 / 1235 (T&G2)	30	60
24	(9)		24	48
27	(9)		25	50
30	(11)		20	40

Other sizes & thicknesses: on request

## OPTIONS

- **Preservative treatments, fungicide & Insecticide, antitermite:** on request
- **Cutting & TG processing:** on request



- **WeatherScreen treatment:** on request  
Hydrophobic coating significantly reducing the risk of micro-organisms (mould and blue stain) growth, yellow in colour to allow easy identification in the warehouse and at the worksite.

## STORAGE

Flat, on intermediate bearers, in an enclosed dry and ventilated building, clear of the ground. As far as storage on site is concerned, provision should be made to cover the panels with an opaque waterproof sheeting with the underside of the stacks clear of the ground.

## FURTHER PROCESSING & INSTALLATION

Compliance with standard practice, with regulations and with health and safety rules should be maintained at all times.  
Cutting and machining in the workshop possible except laser technology.

## PRODUCTION SITES

Production on Thébault's sites in France



Groupe THEBAULT  
47, rue des Fontenelles - 79 460 MAGNE - France  
Tél : +33 (0)5 49 35 70 20  
info@groupe-thebault.com  
[www.groupe-thebault.com](http://www.groupe-thebault.com)



## TECHNICAL PROPERTIES

### Characteristic values (MPa) IAW EN 789 - 1058 for structural calculations IAW Eurocodes

		12	15	18	21	24	27	30
Modulus of elasticity (E <sub>m</sub> )	//	10614	11879	11851	10275	10004	9983	8411
	└┬	1810	3121	3149	4325	4996	5017	5756
Bending strength (f <sub>m</sub> )	//	31.8	35.6	35.6	32.0	30.0	29.9	25.2
	└┬	5.4	9.4	9.4	13.0	15.0	15.0	17.3
Others characteristic values	Available on DOP Strength in: Tension (f <sub>t</sub> ), Compression (f <sub>c</sub> ), Panel shear (f <sub>v</sub> ) and Planar shear (f <sub>p</sub> ) Modulus of elasticity in: Tension (E <sub>t</sub> ), Compression (E <sub>c</sub> ), Panel shear (G <sub>v</sub> ) and planar shear (G <sub>p</sub> )							

### Sizing - Span tables

Maximum permissible span between supports IAW EN 1991-1-1 (5/03/2003).

The table below has been calculated in accordance with the French national annex NF P06 -11-2 to EN 1991-1-1. It is given for indication purposes only. It is therefore the designer's responsibility to calculate the sizing of the structural project in accordance with the national Annex to EN 1991-1-1 applicable in the European country where the plywood is going to be used.

		Service class 2		
		12	15	18
Categories of use retained	Thickness (mm)			
	H - Roofs not accessible except normal maintenance and repair	675	825	1200

### Nail and screw holding (t = 15 mm)

Nail	Face and edge: 300 N	
Screw	Face	Edge
	1450 N	1150 N

### Bending radius (mm)

Thickness	12	15	18
//	2000	2500	3000
└┬	2010	2490	3020

### Sound absorption coefficient

IAW EN 13986 Table N°10	Frequency range	
	250 Hz to 500 Hz	1000 Hz to 2000 Hz
	0,10	0,30

### Thermal conductivity

IAW EN 13986	λ = 0,13
--------------	----------

### Characteristic density

IAW EN 789	490 kg/m <sup>3</sup>
------------	-----------------------

### Vapour permeability

IAW EN 13986 Table 9	Wet cup	Dry cup
	44 μ	187 μ

### Airborne sound absorption

IAW EN 13986 Paragraph 5.10	The sound transmission loss R of a single wood-based panel, measured in dB, is related the mean surface mass m <sub>a</sub> en kg/m <sup>2</sup> according to the following equation (which is only valid for the frequency range of 1 kHz to 3 kHz and at a surface mass > 5 kg/m <sup>2</sup> ): R = 13 × lg (m <sub>a</sub> ) + 14
--------------------------------	---

## TECHNICAL SUITABILITY & CERTIFICATION

CE marking		CE Structure attestation of conformity 2+	DOP* - CPR - EN 13986 : 2004 + A1 : 2015 - EN 636-3 S E1 * DOP : Declaration of Performance available on <a href="http://www.groupe-thebault.com">www.groupe-thebault.com</a>
------------	--	---	--

Use	Ressource bois			Volatile substances		
Humid	RDUE Conformity	PEFC (on request)	Bois de France	Information on the emission level of volatile substances within the indoor air, showing a risk of toxicity in case of inhalation, based on a scale going from A+ (very low emissions) to C (high emissions). Scenarios flooring/ceiling	EPA TSCA Titre VI (USA)	M1 (FI)